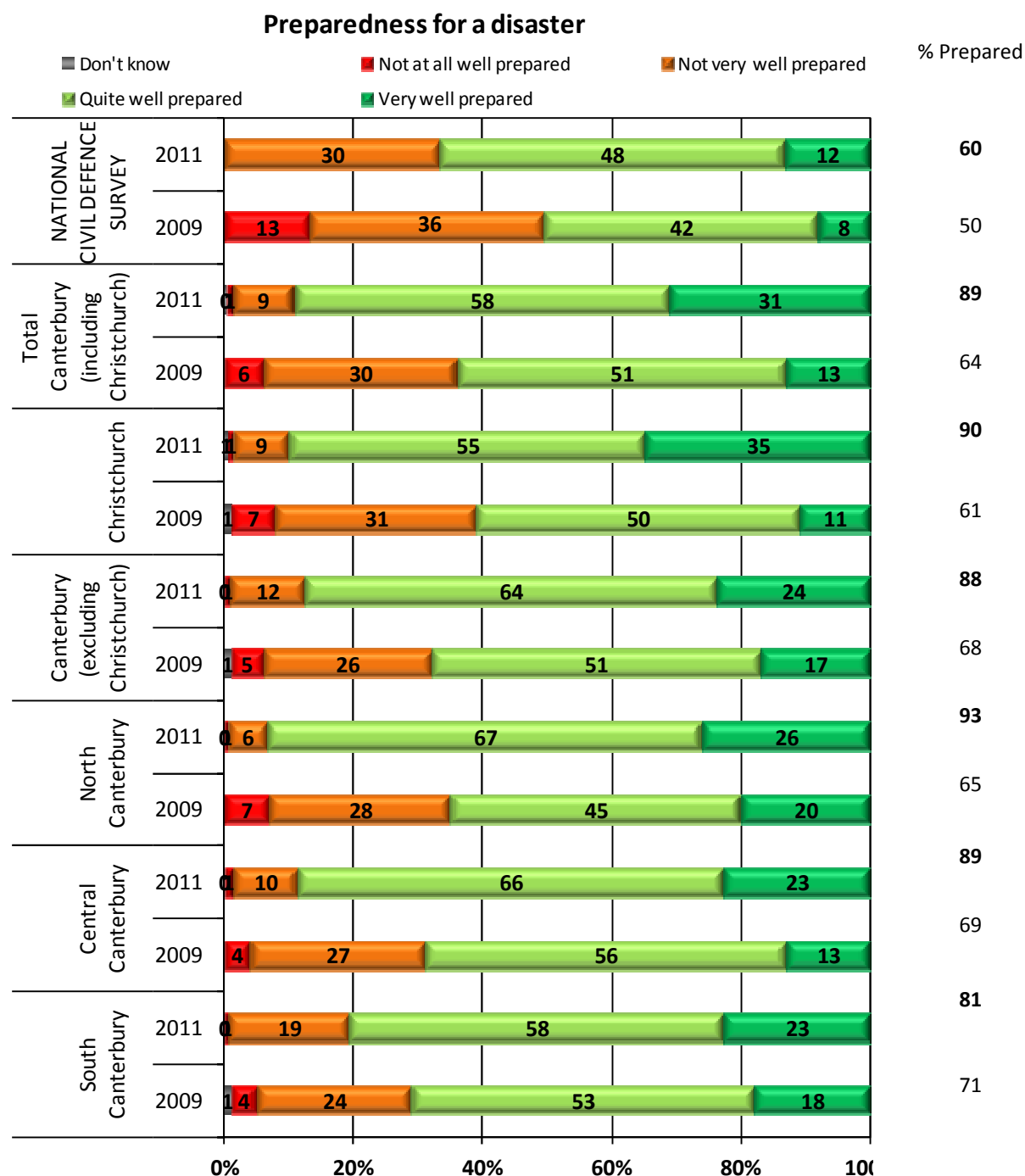


### 5.3 Preparedness for a Disaster

#### 5.3.1 Level of Preparedness for a Disaster

Participants were asked 'How well prepared for a disaster do you feel you are?'



Base: Weighted Total Canterbury (Including Christchurch): 850, Unweighted Christchurch: 400, Weighted Canterbury (excluding Christchurch): 450, Unweighted North Canterbury: 150, Unweighted Central Canterbury: 150, Unweighted South Canterbury: 150, National Civil Defence Survey: 2010: 1000, 2011: 1164

### 5.3.1 Level or Preparedness for a Disaster Continued

Participants were asked 'How well prepared for a disaster do you feel you are?' by District

	Kaikoura	Hurunui	Waimakiriri	Selwyn	Ashburton	Timaru	Mackenzie	Waimate
	%	%	%	%	%	%	%	%
<b>Very/Quite well</b>	100	100	91	100	75	83	90	62
Very well prepared	25	33	24	29	15	22	50	14
Quite well prepared	75	67	67	71	60	61	40	48
Not very well prepared	0	0	8	0	22	16	10	38
Not at all well prepared	0	0	1	0	3	1	0	0
Base:	12*	27*	111	82	68	119	10*	21*

\*Note small base size, results are indicative only

Participants were asked 'How well prepared for a disaster do you feel you are?' by Ward

	Burwood/ Pegasus	Fendalton/ Waimari	Ferrymead/ Hagley	Heathcote/ Spreydon	Riccarton/ Wigram	Papanui/ Shirley	Banks Peninsula
	%	%	%	%	%	%	%
<b>Very/Quite well</b>	<b>100</b>	<b>95</b>	<b>94</b>	<b>82</b>	<b>87</b>	<b>84</b>	<b>78</b>
Very well prepared	43	16	49	38	38	24	33
Quite well prepared	57	79	44	44	49	60	44
Not very well prepared	0	5	6	16	10	13	11
Not at all well prepared	0	0	0	2	1	1	11
Don't know	0	0	0	0	1	1	0
Base:	65	61	63	61	71	70	9*

\*Note small base size, results are indicative only

### 5.3.2 Specific Level of Preparedness for a Disaster

Participants were asked 'Thinking about major disasters that could happen in Canterbury. What types of disaster can you think of that could happen in Canterbury in your lifetime?'

	NATIONAL CIVIL DEFENCE SURVEY		Total Canterbury (including Christchurch)		Christchurch		Canterbury (excluding Christchurch)		North Canterbury		Central Canterbury		South Canterbury	
	2009 %	2011 %	2009 %	2011 %	2009 %	2011 %	2009 %	2011 %	2009 %	2011 %	2009 %	2011 %	2009 %	2011 %
You have necessary emergency items needed to survive a disaster e.g. tinned food etc	79	84	87	95	86	95	89	94	89	97	90	94	89	92
You have a good understanding of the effects if disaster struck in your area	80	84	82	93	80	95	87	91	87	90	87	93	86	90
You have a good understanding of types of disaster that could occur in New Zealand and the chances of them occurring	81	82	92	92	92	95	92	91	97	90	92	93	87	89
You have a battery operated radio	-	-	-	88	-	88	-	87	-	87	-	85	-	89
You are familiar with Civil Defence information in the Yellow Pages	67	67	82	84	82	82	84	87	85	85	82	85	85	91
You have a phone at home that does not rely on electricity	-	-	-	81	-	77	-	84	-	87	-	79	-	88

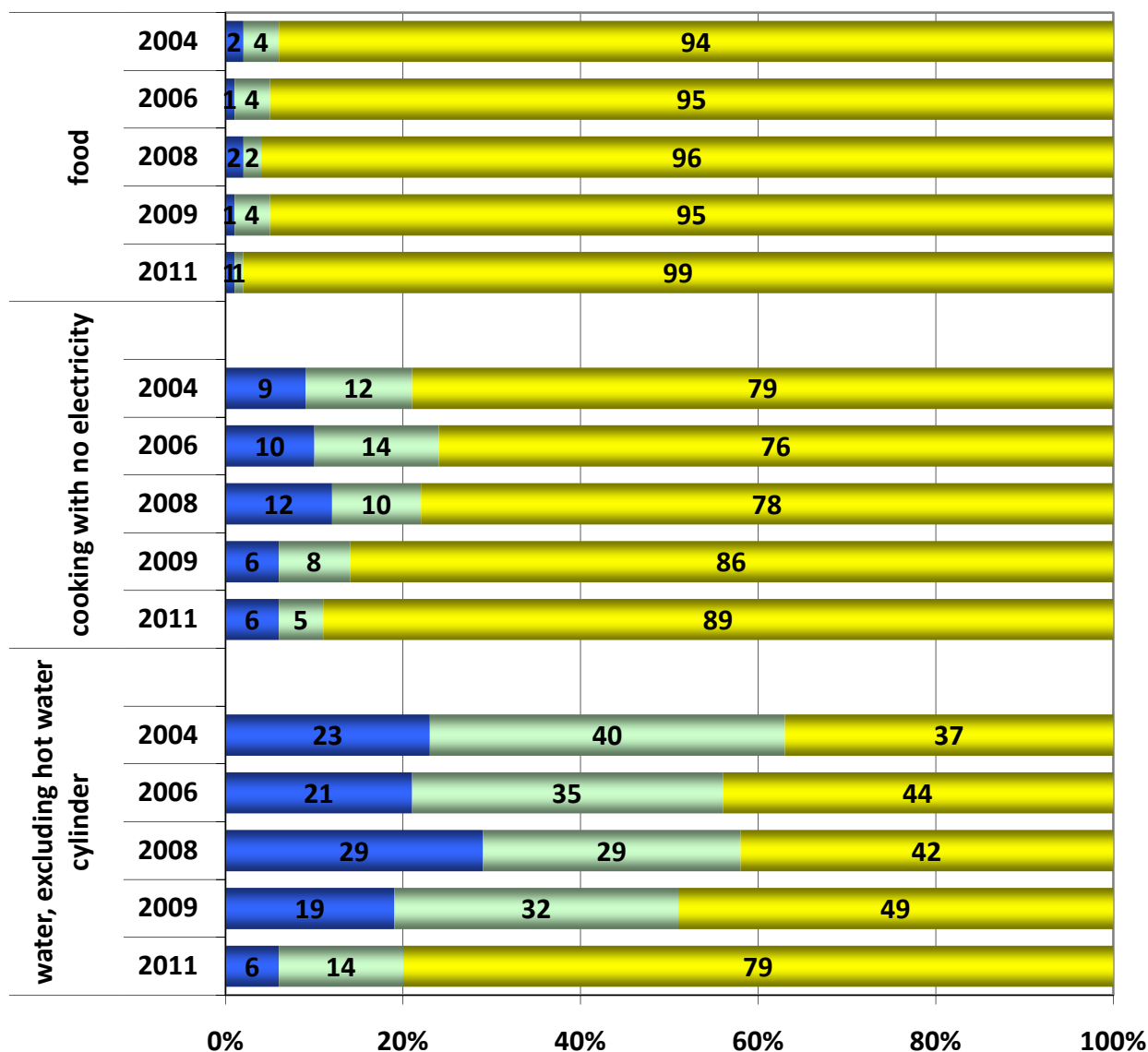
Continued	NATIONAL CIVIL DEFENCE SURVEY		Total Canterbury (including Christchurch)		Christchurch		Canterbury (excluding Christchurch)		North Canterbury		Central Canterbury		South Canterbury	
	2009 %	2011 %	2009 %	2011 %	2009 %	2011 %	2009 %	2011 %	2009 %	2011 %	2009 %	2011 %	2009 %	2011 %
You regularly update your emergency survival items	50	56	51	68	48	68	57	69	51	71	57	67	63	69
You have stored 3 litres of water per day for 3 days for each person in your household	44	53	47	79	43	80	51	78	56	82	55	76	42	77
You have access to a car charger for your cell phone (those who have a cell phone)	-	-	-	61	-	59	-	62	-	65	-	61	-	62
You have a getaway kit	-	-	--	56	-	58	-	54	-	55	-	54	-	53
You have planned within your household for what you will do in an emergency that occurs when you are away from home	-	-	-	51	-	58	-	44	-	49	-	31	-	53
You have an electricity generator at your home	-	-	-	16	-	12	-	20	-	19	-	22	-	20
You attend meetings with community groups about disaster planning	8	10	9	12	7	12	12	12	13	12	7	11	17	13
Base:	1000	1164	850	850	400	400	450	450	150	150	150	150	150	150

### 5.3.3 Availability of Food, Cooking Facilities, Water for at least Next Three Days

Participants were asked: 'With what you have at home right now, would you have enough food to last everyone in your household for at least the next three days?' and 'With what you have at home right now would you be able to cook for at least the next three days if there was no electricity?' and 'With what you have at home right now would you have enough water for cooking and drinking for at least the next three days, excluding the water in your hot water cylinder?'

#### Availability of Food, Cooking Facilities, Water for at Least Next Three Days - Total Canterbury (including Christchurch)

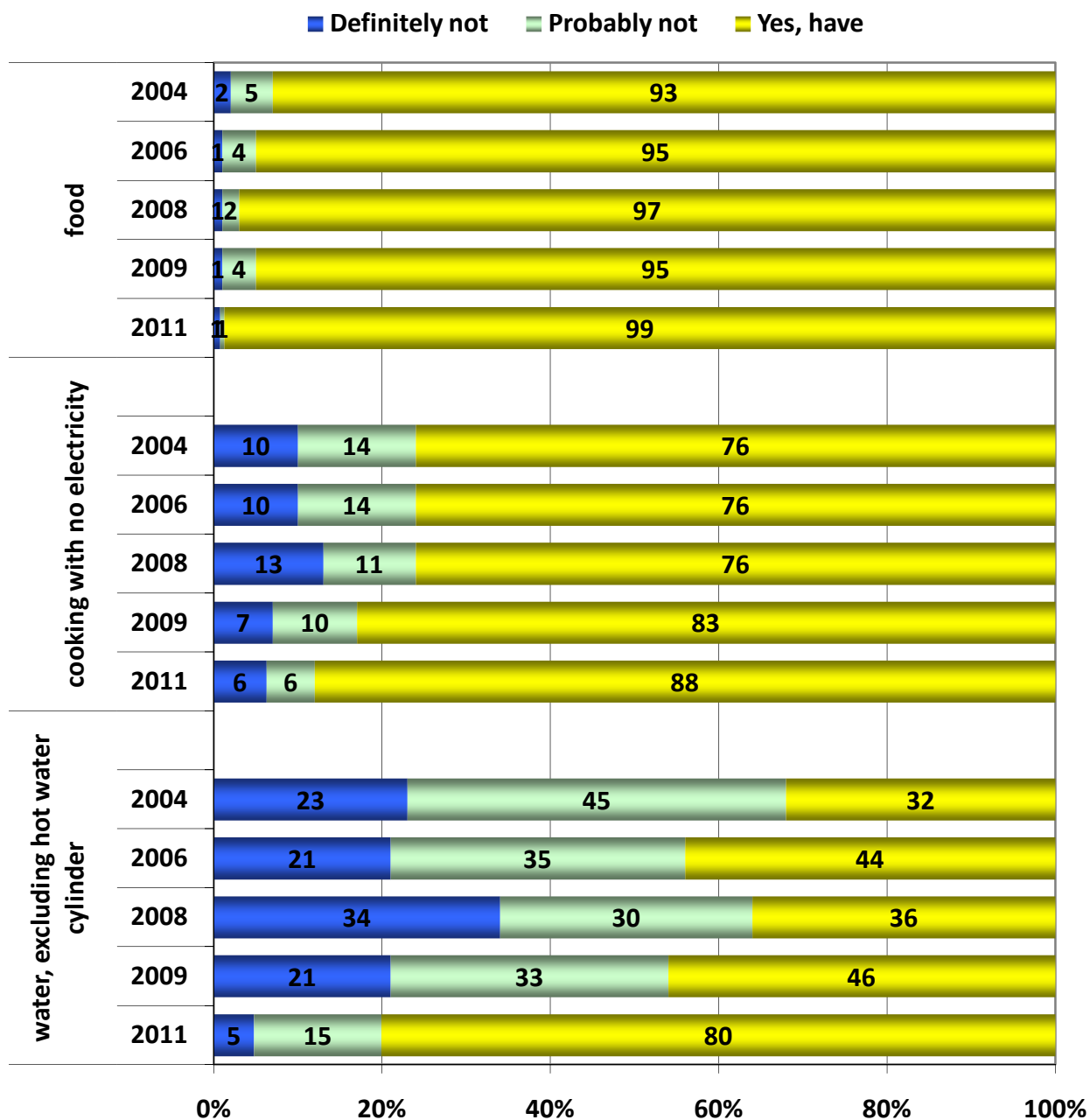
■ Definitely not    ■ Probably not    ■ Yes, have



Base: Weighted Total Canterbury (including Christchurch): 850

### 5.3.3 Availability of Food, Cooking Facilities, Water for at least Next Three Days Continued

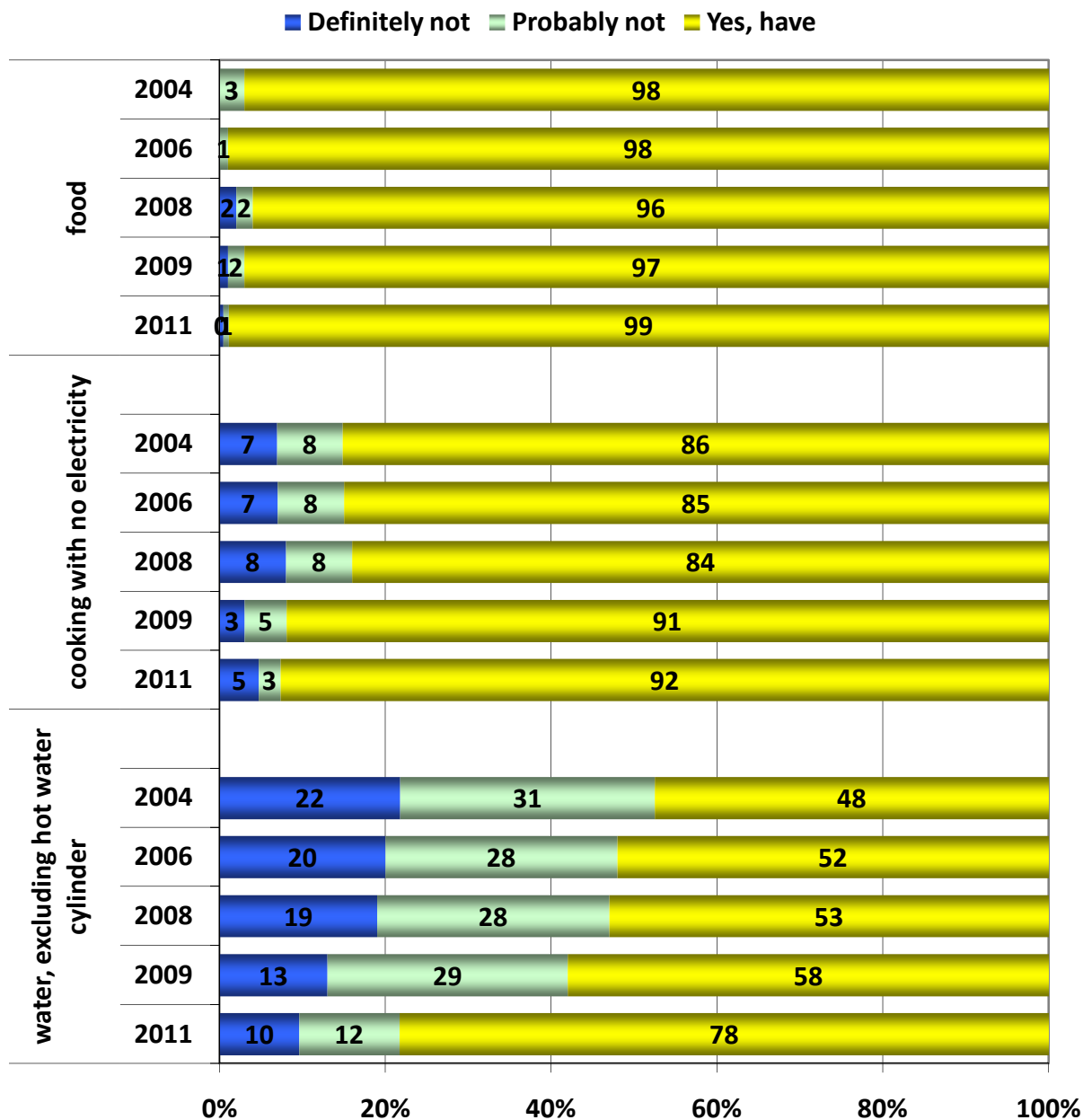
**Availability of Food, Cooking Facilities, Water for at Least Next Three Days - Christchurch**



Base: Christchurch : 2004: 400, 2006: 412, 2008: 412, 2009: 400, 2011: 400

### 5.3.3 Availability of Food, Cooking Facilities, Water for at least Next Three Days Continued

**Availability of Food, Cooking Facilities, Water for at Least Next Three Days - Canterbury (excluding Christchurch)**

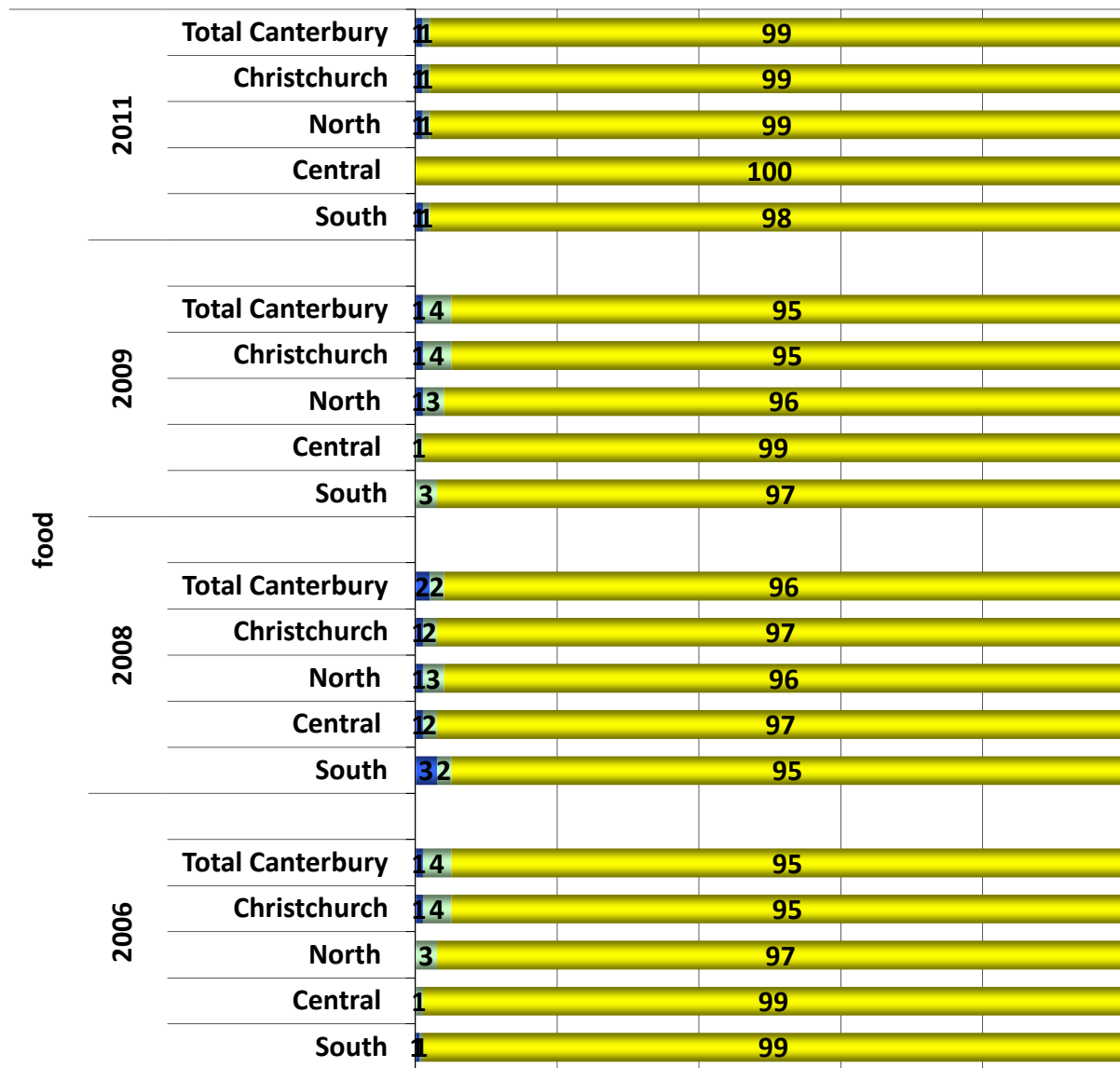


Base: Weighted Canterbury (Excluding Christchurch) : 2004: 200, 2006: 450, 2008: 450, 2009: 450, 2011:450

5.3.3 Availability of Food, Cooking Facilities, Water for at least Next Three Days Continued

Availability of Food for at Least Next Three Days - Total Canterbury (including Christchurch)

■ Definitely not      ■ Probably not      ■ Yes, have

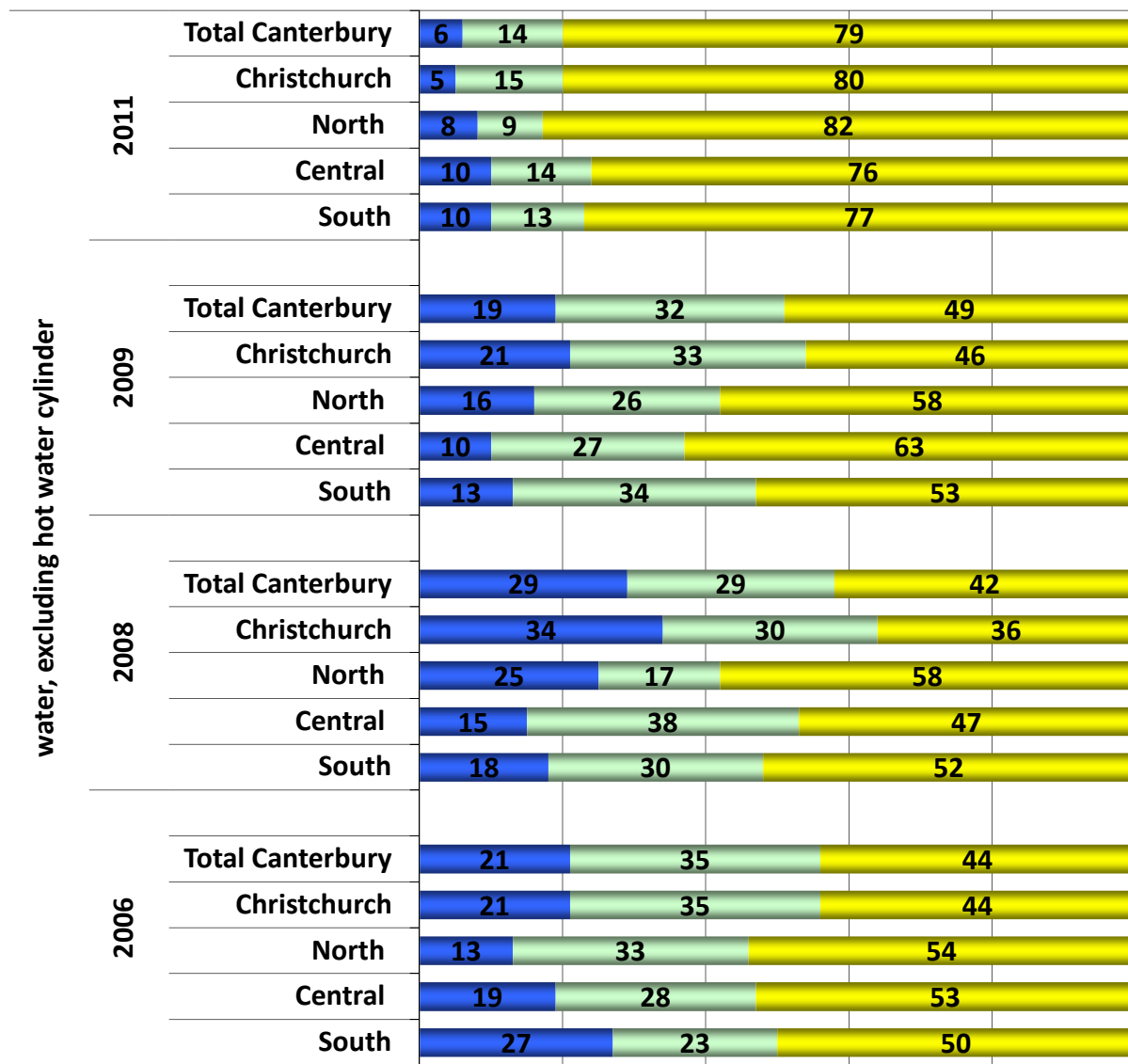


Base: Weighted Total Canterbury (including Christchurch) 850, Unweighted Christchurch: 400, Unweighted North Canterbury: 150, Unweighted Central Canterbury: 150, Unweighted South Canterbury: 150

5.3.3 Availability of Food, Cooking Facilities, Water for at least Next Three Days Continued

Availability of Water for at Least Next Three Days - Total Canterbury (including Christchurch)

■ Definitely not ■ Probably not ■ Yes, have

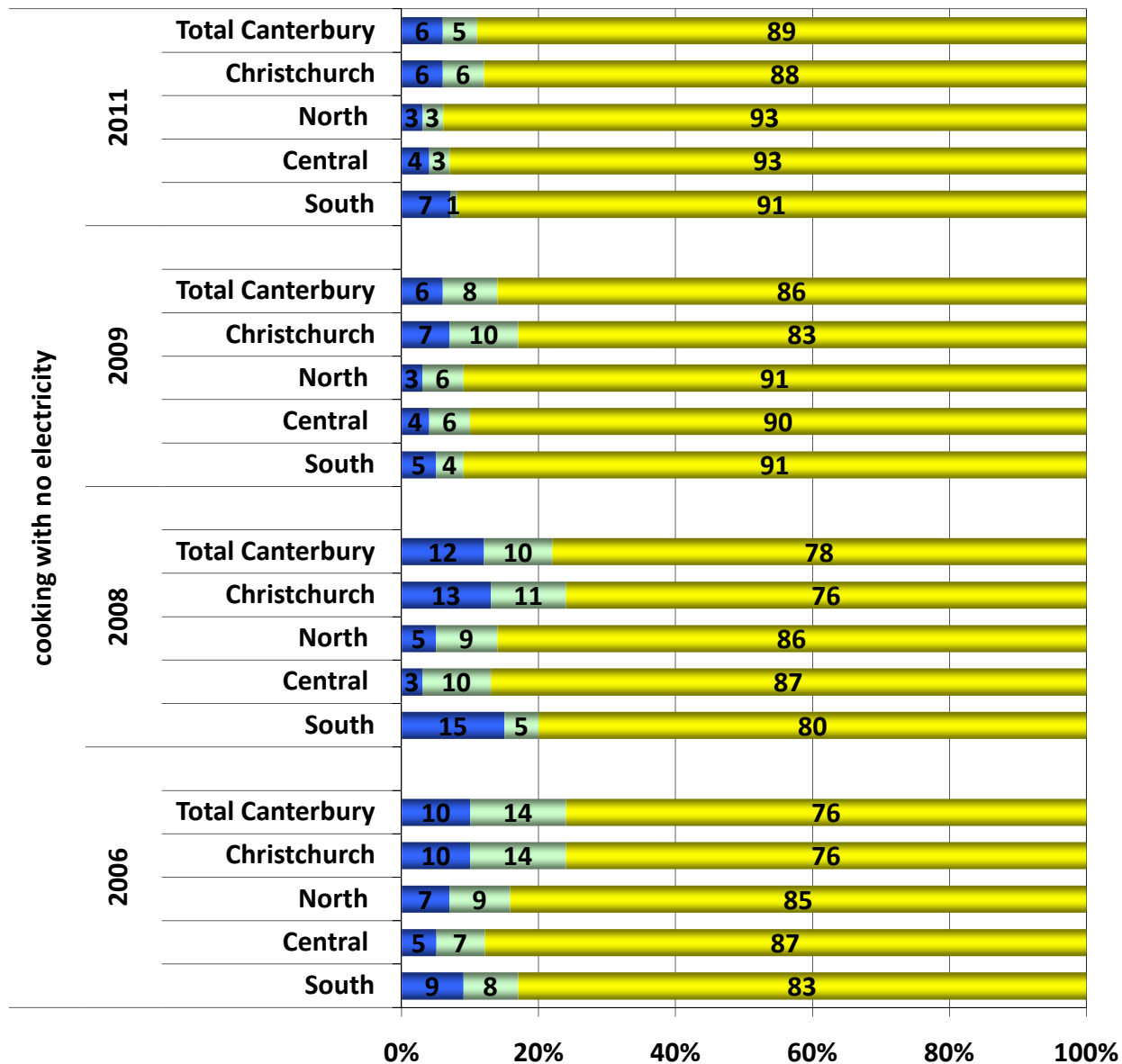


Base: Weighted Total Canterbury (including Christchurch): 850, Unweighted Christchurch: 400, Unweighted North Canterbury: 150, Unweighted Central Canterbury: 150, Unweighted South Canterbury: 150

5.3.3 Availability of Food, Cooking Facilities, Water for at least Next Three Days Continued

**Availability of Cooking Facilities for at Least Next Three Days -  
Total Canterbury ( including Christchurch)**

■ Definitely not ■ Probably not ■ Yes, have



Base: Weighted Total Sample: 850, Unweighted Christchurch: 400, Unweighted North Canterbury: 150, Unweighted Central Canterbury: 150, Unweighted South Canterbury: 150

### 5.3.3 Availability of Food, Cooking Facilities, Water for at least Next Three Days Continued

Participants were asked: 'With what you have at home right now, would you have food to last everyone in your household for at least the next three days?' By District

	Kaikoura	Hurunui	Waimakiriri	Selwyn	Ashburton	Timaru	Mackenzie	Waimate
	%	%	%	%	%	%	%	%
Yes, have enough food	100	100	98	100	100	98	100	95
No, probably not	0	0	1	0	0	2	0	0
Definitely not	0	0	1	0	0	0	0	5
Base:	12*	27*	111	82	68	119	10*	21*

\*Note small base size, results are indicative only

Participants were asked: 'With what you have at home right now, would you have food to last everyone in your household for at least the next three days?' By Ward

	Burwood/ Pegasus	Fendalton/ Waimari	Ferrymead/ Hagley	Heathcote/ Spreydon	Riccarton/ Wigram	Papanui/ Shirley	Banks Peninsula
	%	%	%	%	%	%	%
Yes, have enough food	98	97	98	100	99	100	100
No, probably not	2	2	0	0	0	0	0
Definitely not	0	2	2	0	1	0	0
Base:	65	61	63	61	71	70	9*

\*Note small base size, results are indicative only

### 5.3.3 Availability of Food, Cooking Facilities, Water for at least Next Three Days Continued

Participants were asked: 'With what you have at home right now would you be able to cook for at least the next three days if there was no electricity?' By District

	Kaikoura	Hurunui	Waimakiriri	Selwyn	Ashburton	Timaru	Mackenzie	Waimate
	%	%	%	%	%	%	%	%
Yes, would be able to cook	92	89	95	95	90	91	90	95
No, probably not	0	7	3	2	4	2	0	0
Definitely not	8	4	3	2	6	7	10	5
Don't know	0	0	0	0	0	1	0	0
Base:	12*	27*	111	82	68	119	10*	21*

\*Note small base size, results are indicative only

Participants were asked: 'With what you have at home right now would you be able to cook for at least the next three days if there was no electricity?' By Ward

	Burwood/ Pegasus	Fendalton/ Waimari	Ferrymead/ Hagley	Heathcote/ Spreydon	Riccarton/ Wigram	Papanui/ Shirley	Banks Peninsula
	%	%	%	%	%	%	%
Yes, would be able to cook	91	85	94	80	85	94	100
No, probably not	3	5	0	13	7	6	0
Definitely not	6	10	6	7	8	0	0
Don't know	0	0	0	0	0	0	0
Base:	65	61	63	61	71	70	9*

### 5.3.3 Availability of Food, Cooking Facilities, Water for at least Next Three Days Continued

Participants were asked: 'With what you have at home right now would you have enough water for cooking and drinking for at least the next three days, excluding the water in your hot water cylinder' By District

	Kaikoura	Hurunui	Waimakiriri	Selwyn	Ashburton	Timaru	Mackenzie	Waimate
	%	%	%	%	%	%	%	%
Yes, have enough water	100	74	82	79	72	77	70	76
No, probably not	0	11	10	13	15	12	30	10
Definitely not	0	11	8	7	13	11	0	14
Don't know	0	4	0	0	0	0	0	0
Base:	12*	27*	111	82	68	119	10*	21*

\*Note small base size, results are indicative only

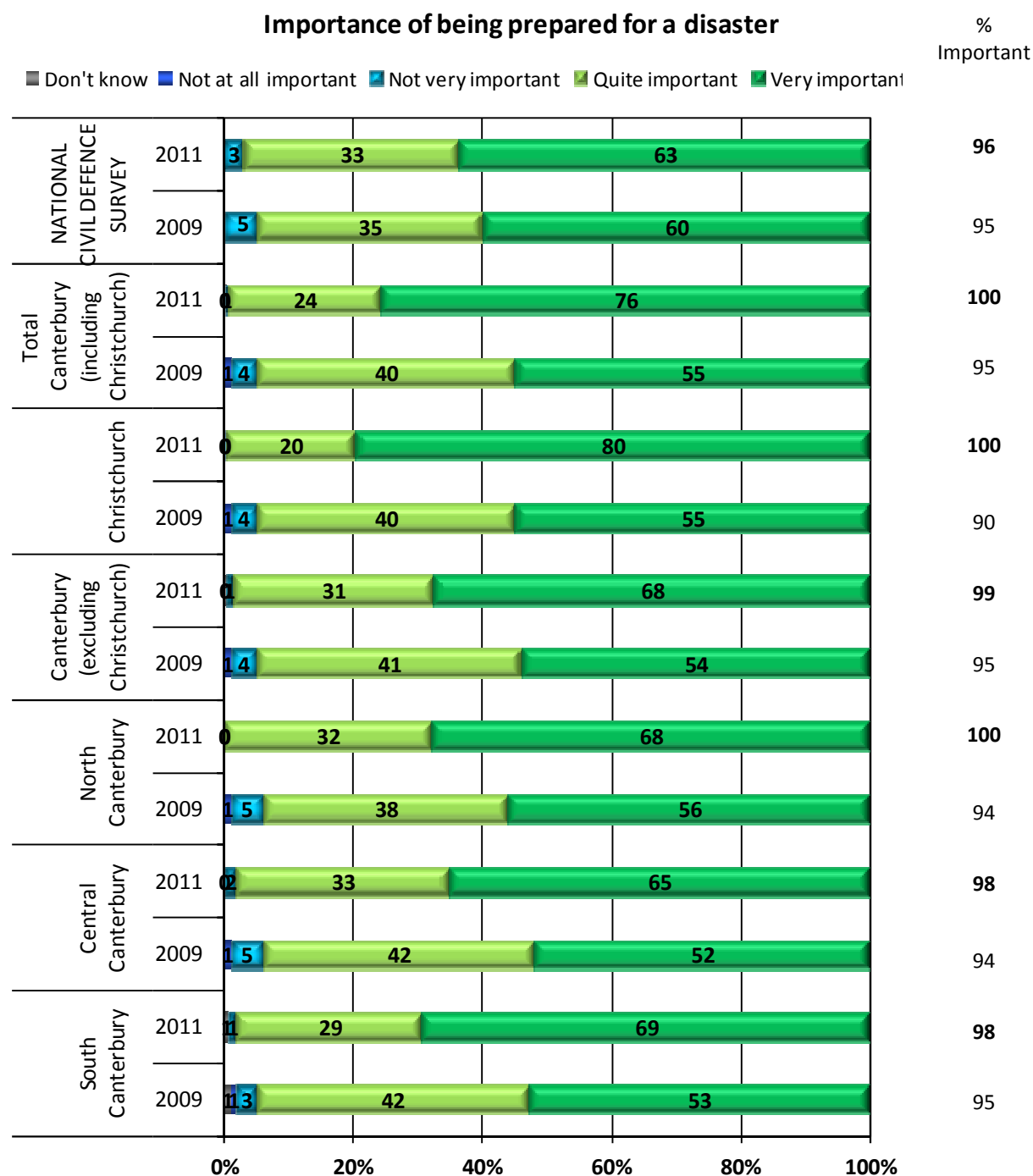
Participants were asked: 'With what you have at home right now would you have enough water for cooking and drinking for at least the next three days, excluding the water in your hot water cylinder' By Ward

	Burwood/ Pegasus	Fendalton/ Waimari	Ferrymead/ Hagley	Heathcote/ Spreydon	Riccarton/ Wigram	Papanui/ Shirley	Banks Peninsula
	%	%	%	%	%	%	%
Yes, have enough water	89	67	84	79	77	84	67
No, probably not	9	21	10	21	14	16	33
Definitely not	0	11	6	0	8	0	0
Don't know	2	0	0	0	0	0	0
Base:	65	61	63	61	71	70	9*

\*Note small base size, results are indicative only

### 5.3.4 Importance of Being Prepared for Disaster

Participants were asked 'How important is that you are prepared for a disaster?'



Base: Weighted Total Canterbury (Including Christchurch): 850, Unweighted Christchurch: 400, Weighted Canterbury (excluding Christchurch): 450, Unweighted North Canterbury: 150, Unweighted Central Canterbury: 150, Unweighted South Canterbury: 150, National Civil Defence Survey: 2009: 1100, 2011: 1164

### 5.3.4 Importance of Being Prepared for Disaster Continued

Participants were asked 'How important is that you are prepared for a disaster?' by District

	Kaikoura	Hurunui	Waimakiriri	Selwyn	Ashburton	Timaru	Mackenzie	Waimate
	%	%	%	%	%	%	%	%
<b>Very/quite important</b>	<b>100</b>	<b>100</b>	<b>100</b>	<b>100</b>	<b>96</b>	<b>97</b>	<b>100</b>	<b>100</b>
Very important	75	56	70	71	59	67	80	76
Quite important	25	44	30	29	37	30	20	24
Not very important	0	0	0	0	4	2	0	0
Don't know	0	0	0	0	0	1	0	0
Base:	12*	27*	111	82	68	119	10*	21*

\*Note small base size, results are indicative only

Participants were asked 'How important is that you are prepared for a disaster?' by Ward

	Burwood/ Pegasus	Fendalton/ Waimari	Ferrymead/ Hagley	Heathcote/ Spreydon	Riccarton/ Wigram	Papanui/ Shirley	Banks Peninsula
	%	%	%	%	%	%	%
<b>Very/quite important</b>	<b>100</b>	<b>98</b>	<b>100</b>	<b>100</b>	<b>100</b>	<b>100</b>	<b>100</b>
Very important	86	64	81	84	89	73	89
Quite important	14	34	19	16	11	27	11
Not very important	0	2	0	0	0	0	0
Don't know	0	0	0	0	0	0	0
Base:	65	61	63	61	71	70	9*

\*Note small base size, results are indicative only

### 5.3.5 Current Level of Preparedness Compared with Prior to the 4<sup>th</sup> of September 2010

Participants were asked: 'Would you say you feel as if you are better or less well prepared for an emergency event now compared with prior to the first earthquake on 4<sup>th</sup> September 2010?'

**Better or less well prepared for an emergency compared with before 4th September 2010**



**Base: Weighted Total Sample: 850, Unweighted Christchurch: 400, Weithed Canterbury (Exc. Christchurch): 450, Unweighted North Canterbury: 150, Unweighted Central Canterbury: 150, Unweighted South Canterbury: 150**

### 5.3.5 Current Level of Preparedness Compared with Prior to the 4<sup>th</sup> of September 2010 Continued

Participants were asked: 'Would you say you feel as if you are better or less well prepared for an emergency event now compared with prior to the first earthquake on 4<sup>th</sup> September 2010?' By District

	Kaikoura	Hurunui	Waimakiriri	Selwyn	Ashburton	Timaru	Mackenzie	Waimate
	%	%	%	%	%	%	%	%
A lot/a little better prepared	92	74	93	96	88	92	90	67
A lot better prepared	42	41	51	59	37	30	40	14
A little better prepared	50	33	41	38	51	61	50	52
A little less well prepared	0	7	2	2	4	2	0	5
A lot less well prepared	0	4	0	0	0	0	0	0
Don't know	8	15	5	1	7	7	10	29
Base:	12*	27*	111	82	68	119	10*	21*

\*Note small base size, results are indicative only

Participants were asked: 'Would you say you feel as if you are better or less well prepared for an emergency event now compared with prior to the first earthquake on 4<sup>th</sup> September 2010?' By Ward

	Burwood/ Pegasus	Fendalton/ Waimari	Ferrymead/ Hagley	Heathcote/ Spreydon	Riccarton/ Wigram	Papanui/ Shirley	Banks Peninsula
	%	%	%	%	%	%	%
A lot/a little better prepared	100	98	98	100	90	94	89
A lot better prepared	80	51	78	72	58	46	56
A little better prepared	20	48	21	28	32	49	33
A little less well prepared	0	0	2	0	0	4	11
A lot less well prepared	0	0	0	0	0	0	0
Don't know	0	2	0	0	10	1	0
Base:	65	61	63	61	71	70	9*

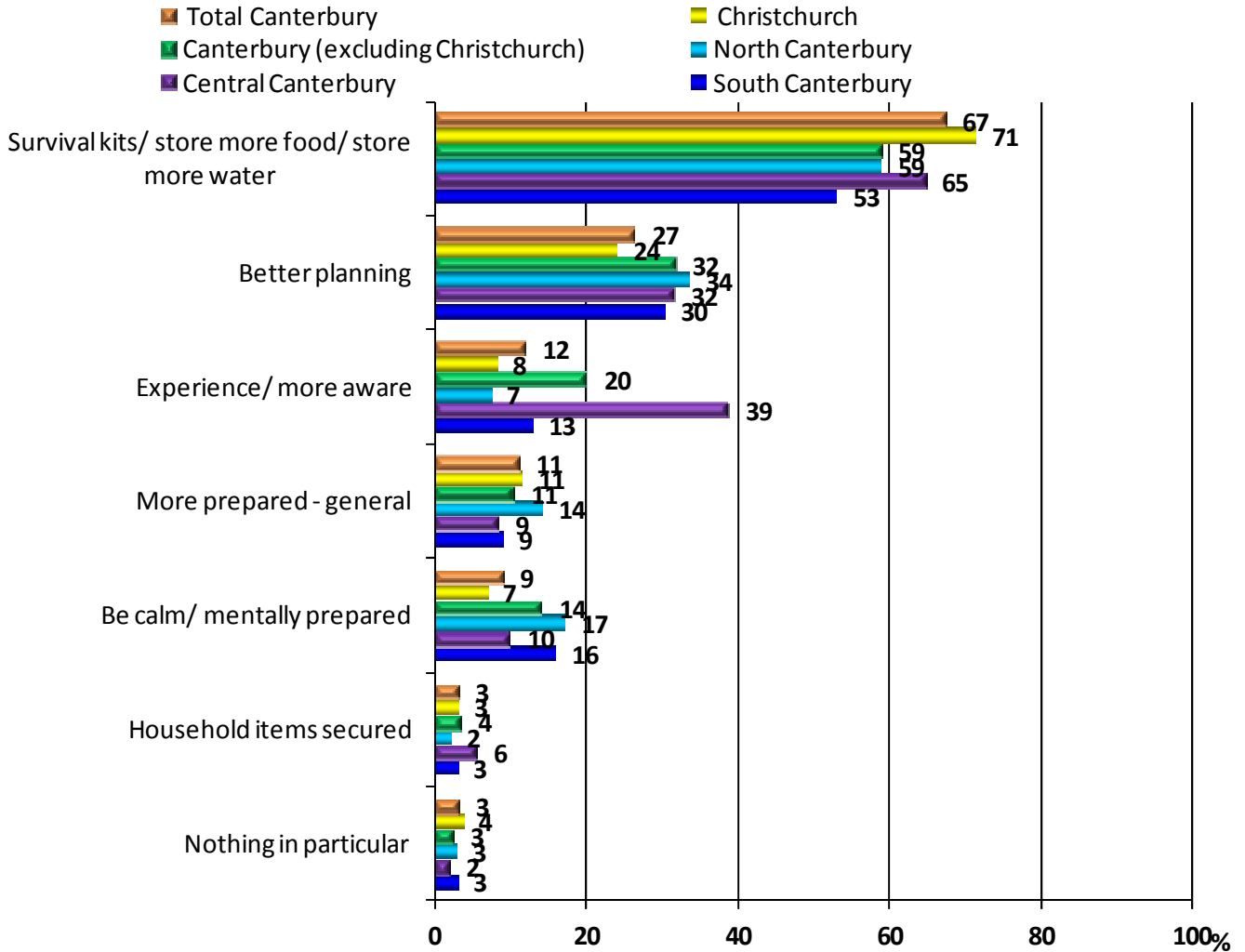
\*Note small base size, results are indicative only

**5.3.5 Current Level of Preparedness Compared with Prior to the 4th of September 2010 Continued**

Participants were asked: 'In what ways do you feel as if you are more/not so well prepared?'

Filter: Those who declared feeling a lot/a little better prepared

**In which ways you feel as if you are more prepared?**



Base: Total Canterbury (Including Christchurch): 791, Unweighted Christchurch: 386, Weighted Canterbury (excluding Christchurch): 405, Unweighted North Canterbury: 134, Unweighted Central Canterbury: 139, Unweighted South Canterbury: 132

### 5.3.5 Current Level of Preparedness Compared with Prior to the 4th of September 2010 Continued

Participants were asked: 'In what ways do you feel as if you are more/not so well prepared?' by District

	Kaikoura	Hurunui	Waimakiriri	Selwyn	Ashburton	Timaru	Mackenzie	Waimate
	%	%	%	%	%	%	%	%
Survival kits/ store more food/ store more water	73	45	60	70	58	58	33	29
Better planning	18	25	37	30	33	28	56	29
Experience/ more aware	0	5	9	27	55	9	22	36
More prepared - general	0	30	13	6	12	10	0	7
Be calm/ mentally prepared	18	5	19	5	17	13	22	36
Household items secured	0	5	2	5	7	4	0	0
Nothing in particular	0	5	3	4	0	2	11	7
Base:	11*	20*	103	79	60	109	9*	14*

\*Note small base size, results are indicative only

Participants were asked: 'In what ways do you feel as if you are more/not so well prepared?' by Ward

	Burwood/ Pegasus	Fendalton/ Waimari	Ferrymead/ Hagley	Heathcote/ Spreydon	Riccarton/ Wigram	Papanui/ Shirley	Banks Peninsula
	%	%	%	%	%	%	%
Survival kits/ store more food/ store more water	58	79	61	79	75	74	100
Better planning	28	29	23	23	23	18	38
Experience/ more aware	2	6	6	0	22	12	13
More prepared - general	20	2	21	3	13	8	13
Be calm/ mentally prepared	0	6	13	7	9	8	0
Household items secured	5	0	0	8	2	5	0
Nothing in particular	5	0	6	5	0	6	0
Base:	65	60	62	61	64	66	8*

\*Note small base size, results are indicative only